

# SPA 6 - 2.8 | VRLA Battery



## Specifications

Nominal Voltage	6 V	
Number of cells	3	
Design Life	10 years	
Dimensions	Length	66 mm
	Width	33 mm
	Height	97 mm
	Total Height	104 mm
Approx. Weight	0.49 kg	
	20 hours rate (0.14 A, 5.25 V) 2.80 Ah	
Nominal Capacity (25°C)	10 hours rate (0.26 A, 5.25 V) 2.60 Ah	
	5 hours rate (0.48 A, 5.25 V) 2.40 Ah	
	1 hour rate (1.82 A, 4.80 V) 1.82 Ah	
Max. Discharge Current (25°C)	42 A (5s)	
Max. Charging Current (25°C)	0.84 A	
Internal Resistance	32 mOhms	
Fully Charged battery (25°C)		
Self-Discharge (25°C)	3% of capacity declined per month (average)	
	Discharge	-15~50°C
	Charge	-10~50°C
Operating Temperature Range	Storage : -20~50°C	
Short Circuit Current	74.5 A	
Charge Methods:	Cycle use	2.40-2.45 Vpc
	Temperature compensation	-30 mV/°C
Constant Voltage Charge (25°C)	Standby use	2.25-2.30 Vpc
	Temperature compensation	-18 mV/°C

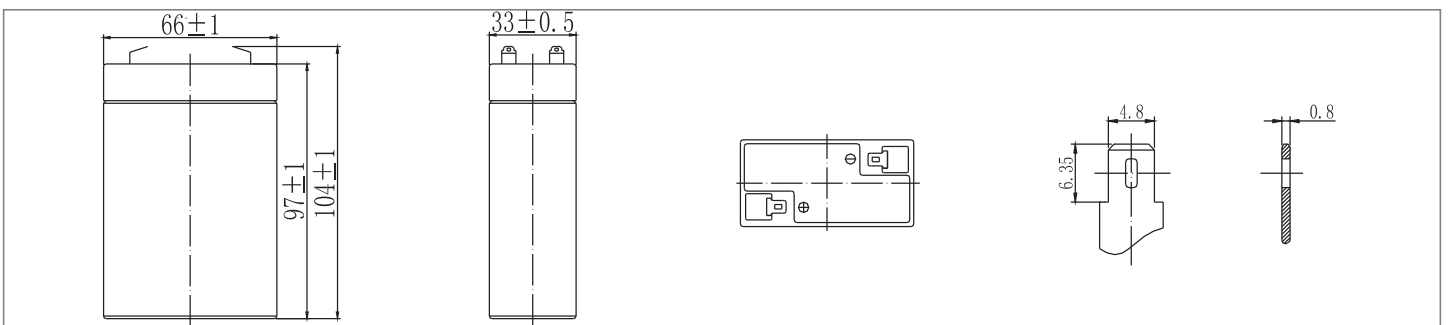
## Applications

- Uninterruptible Power Supplies (UPS)
- Electric Power Systems (EPS)
- Emergency backup power supplies
- Electronic apparatus and equipment
- Communication power supplies
- DC power supplies
- Auto control system

## Battery Construction

Component	Positive Plate	Negative Plate	Container	Cover	Safety Valve	Terminal	Separator	Electrolyte
Raw material	Lead dioxide	Lead	ABS	ABS	Rubber	Copper	Fiberglass	Sulfuric acid

## Dimensions



## Constant Current Discharge (Amperes) at 25°C

End Voltage (Volts/Cell)	5 min	10 min	15 min	30 min	1 h	2 h	3 h	4 h	5 h	10 h	20 h
1.60 V	10.6	6.72	5.32	2.97	1.82	0.99	0.71	0.57	0.49	0.26	0.14
1.65 V	10.3	6.52	5.19	2.91	1.79	0.99	0.71	0.57	0.48	0.26	0.14
1.70 V	9.90	6.25	5.00	2.82	1.75	0.98	0.70	0.56	0.48	0.26	0.14
1.75 V	9.47	5.98	4.83	2.75	1.71	0.97	0.70	0.56	0.48	0.26	0.14
1.80 V	8.94	5.64	4.58	2.65	1.66	0.94	0.68	0.54	0.46	0.26	0.14

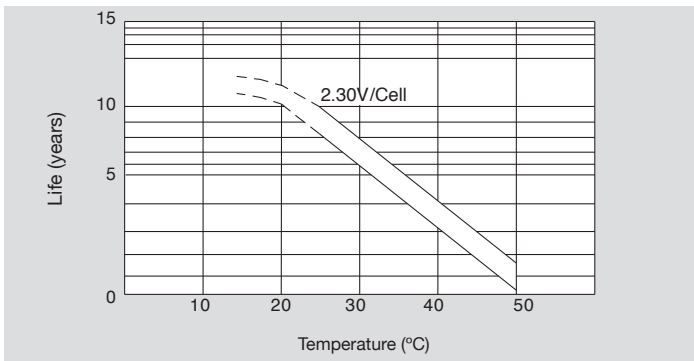
## Constant Power Discharge (Watts) at 25°C

End Voltage (Volts/Cell)	5 min	10 min	15 min	30 min	1 h	2 h	3 h	4 h	5 h	10 h	20 h
1.60 V	59.4	37.9	30.3	17.0	10.5	5.82	4.24	3.40	2.90	1.59	0.85
1.65 V	57.6	36.8	29.6	16.7	10.4	5.78	4.22	3.38	2.88	1.58	0.85
1.70 V	55.2	35.2	28.5	16.2	10.1	5.73	4.19	3.36	2.86	1.57	0.85
1.75 V	52.8	33.7	27.5	15.8	9.92	5.65	4.16	3.33	2.84	1.56	0.84
1.80 V	49.9	31.8	26.1	15.2	9.61	5.50	4.03	3.23	2.76	1.53	0.82

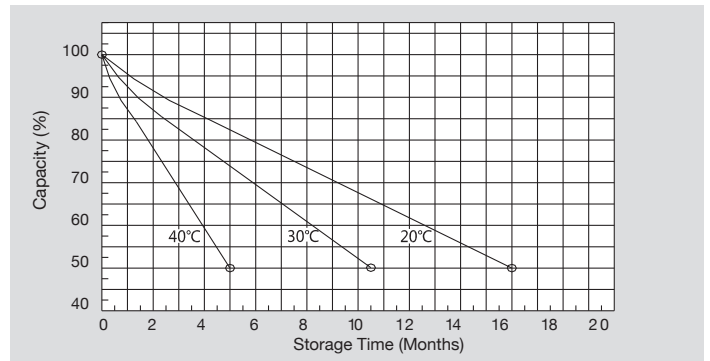
(Note) The above characteristics data are average values obtained within three charge/discharge cycles.

# SPA 6 - 2.8 | VRLA Battery

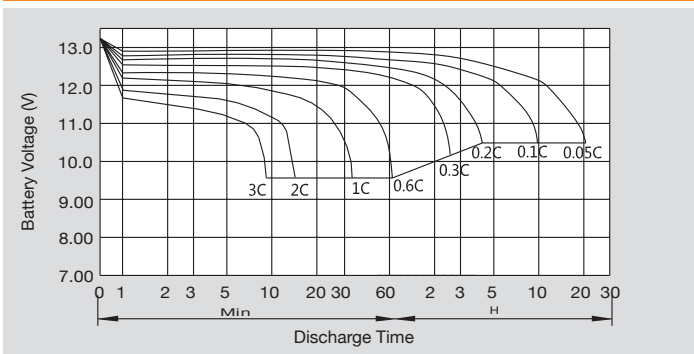
## Temperature Effects on Float Life



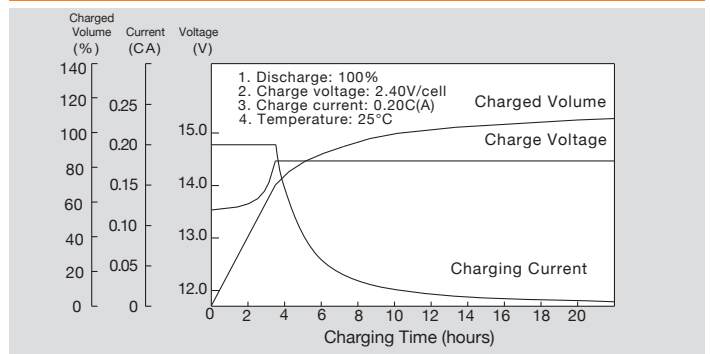
## Self Discharge Characteristics



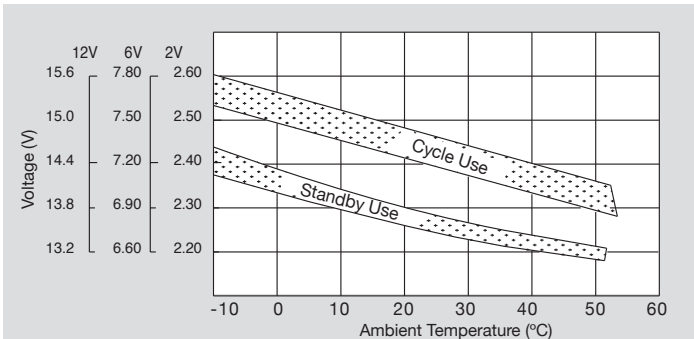
## Discharge Characteristics (25°C)



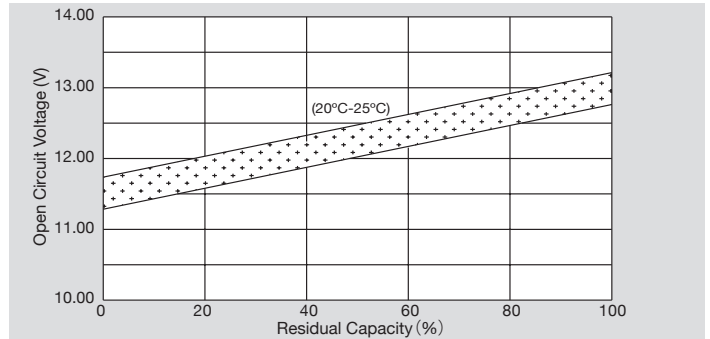
## Constant Voltage Charging Characteristic 25°C



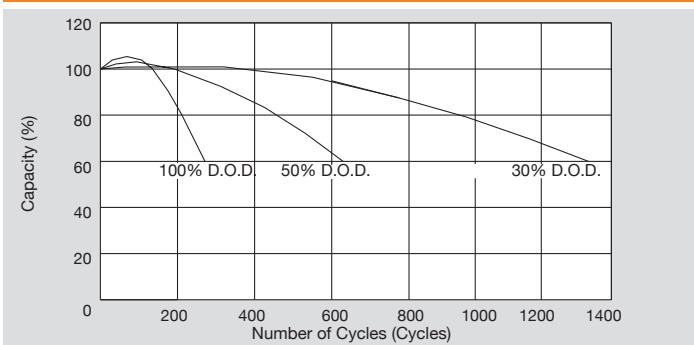
## Relationship Between Charging Voltage and Temperature



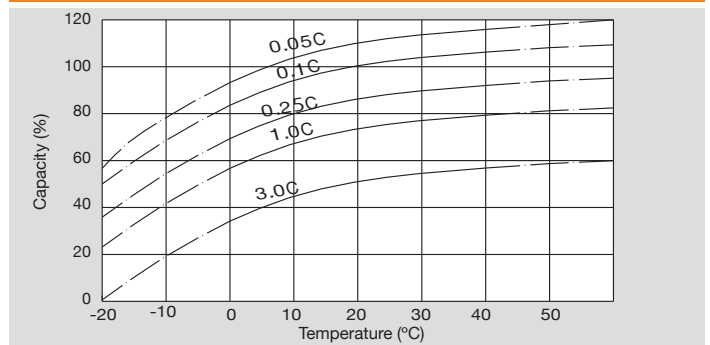
## Relationship Between Open Circuit Voltage and Residual Capacity (25°C)



## Cycle Service Life in Relation to Depth of Discharge



## Temperature Effects on Capacity



## SYSTEMS SUNLIGHT S.A.

### Headquarters

2 Ermou & Nikis Str., Syntagma Sq.  
105 63 Athens, Attica, Greece

T +30 210 6245400 F +30 210 6245409

### European Manufacturing Plant

672 00 Neo Olvio, Xanthi, Greece

T +30 25410 48100 F +30 25410 95446

### Global Service Department

90 Tatoiou Str.

136 73 Acharnes, Attica, Greece

T +30 210 6245600 F +30 210 6245619

